


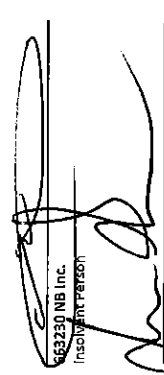
663230 New Brunswick Inc.  
 Projected Cash Flows  
 For the Period August 2015 to July 2017

	Fiscal Year Ended	
	July 31, 2016	July 31, 2017
Opening cash	\$ 259,738	\$ 215,433
Operating inflows		
Hotel rooms	2,112,464	2,195,494
Restaurant and convention	1,512,000	1,599,000
Meeting rooms	80,000	80,000
Cash receipts from operations	3,704,464	3,874,494
Operating outflows		
Cost of goods sold	1,292,237	1,376,398
Operating expenses	1,648,404	1,739,927
Salaries	574,560	616,504
Professional fees	65,000	15,000
HST payable	132,502	131,855
Cash disbursements from operations	3,682,703	3,879,684
Cash flows from operations	21,761	(5,190)
Proposal funding	66,066	51,807
Closing cash	215,433	158,436

  
 663230 NB Inc.  
 Insolvent Person  
 Deloitte Restructuring Inc.  
 Trustee under the Notice of Intention to File a Proposal  
 for 663230 NB Inc.  
 and not in its personal capacity

663230 New Brunswick Inc.  
 Projected Cash Flows  
 For the Period August 2015 to July 2017

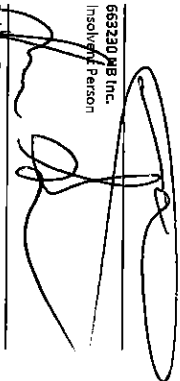
	Aug-15	Sep-15	Oct-15	Nov-15	Dec-15	Jan-16	Feb-16	Mar-16	Apr-16	May-16	Jun-16	Jul-16	Fiscal 2016
Opening cash	\$ 259,738	\$ 477,916	\$ 450,717	\$ 383,279	\$ 297,407	\$ 262,423	\$ 199,700	\$ 147,656	\$ 116,710	\$ 83,977	\$ 117,230	\$ 133,880	\$ 259,738
Operating inflows													
Hotel rooms	990,121	168,405	174,019	129,790	110,637	110,637	103,500	129,604	131,758	170,985	185,246	307,773	2,112,464
Restaurant and convention	160,000	192,000	158,800	112,000	133,800	88,000	100,500	100,700	116,000	157,000	122,000	132,000	1,512,000
Meeting rooms	6,867	6,867	6,867	6,867	6,867	6,867	6,867	6,867	6,867	6,867	6,867	6,867	80,000
Cash receipts from operations	556,787	307,072	339,485	248,447	250,304	205,304	210,566	236,971	254,424	334,652	313,912	446,440	3,704,464
Operating outflows													
Cost of goods sold	144,566	107,983	127,103	85,188	104,170	66,639	81,977	85,356	95,454	114,780	111,470	137,469	1,282,237
Operating expenses	145,847	137,981	138,493	134,788	132,821	133,075	132,437	134,253	134,966	136,222	137,496	146,207	1,648,404
Salaries	47,880	47,880	47,880	47,880	47,880	47,880	47,880	47,880	47,880	47,880	47,880	47,880	574,560
Professional fees	417	40,417	20,417	417	417	417	417	417	417	417	417	417	65,000
HST payable	-	-	73,030	-	-	20,016	-	-	8,541	-	-	30,914	132,502
Cash disbursements from operations	338,609	334,270	406,923	268,254	285,287	268,028	262,711	267,916	267,258	301,288	297,262	364,887	3,682,703
Cash flows from operations	218,178	(27,198)	(57,436)	(19,807)	(34,983)	(62,723)	(52,044)	(30,945)	(32,834)	33,353	16,650	81,553	21,761
Proposal funding	-	-	-	66,066	-	-	-	-	-	-	-	-	66,066
Closing cash	477,916	480,717	383,279	297,407	262,423	199,700	147,656	116,710	83,877	117,230	133,880	215,433	215,433

  
 663230 NB Inc.  
 Insolvency Trustee  
 D. Wolfe  
 Justice under the Notice of Intention to File a Proposal  
 for 663230 NB Inc.  
 and not in its personal capacity

663230 New Brunswick Inc.  
 Proposed Cash Flows  
 For the Period August 2015 to July 2017

	Aug-15	Sep-15	Oct-15	Nov-15	Dec-15	Fiscal 2017	Jan-17	Feb-17	Mar-17	Apr-17	May-17	Jun-17	Jul-17	Fiscal 2017
Operating cash	\$ 215,433	\$ 378,084	\$ 377,029	\$ 339,781	\$ 294,602	\$ 264,741	\$ 198,375	\$ 198,375	\$ 145,004	\$ 112,353	\$ 64,255	\$ 82,358	\$ 87,539	\$ 215,433
Operating inflows														
Retail rooms	398,636	185,246	191,420	136,269	117,343	113,799	102,796	132,785	134,971	134,971	174,339	195,350	311,573	2,195,484
Restaurant and convention	172,333	141,333	164,133	117,333	143,333	97,333	107,633	104,033	120,333	120,333	161,339	129,333	140,333	1,599,000
Meeting rooms	6,667	6,667	6,667	6,667	6,667	6,667	6,667	6,667	6,667	6,667	6,667	6,667	6,667	80,000
Cash receipts from operations	578,636	333,246	362,220	280,269	267,343	217,799	217,286	243,465	261,971	261,971	342,338	331,350	468,573	3,874,494
Operating outflows														
Cost of goods sold	157,939	121,071	139,037	93,375	113,980	75,275	88,485	92,018	102,462	102,462	122,385	122,467	148,205	1,376,398
Operating expenses	180,350	151,438	138,061	133,377	131,431	131,366	130,380	132,306	146,881	150,057	150,057	152,110	182,190	1,739,927
Salaries	51,375	51,375	51,375	51,375	51,375	51,375	51,375	51,375	51,375	51,375	51,375	51,375	51,375	616,504
Professional fees	417	10,417	417	417	417	417	417	417	417	417	417	417	417	15,000
HST payable	-	-	71,579	-	-	25,732	-	-	8,955	-	-	-	-	131,855
Cash disbursements from operations	390,082	334,300	400,469	278,544	297,203	284,165	270,657	276,116	310,070	310,070	324,234	325,089	397,775	3,879,684
Cash flows from operations	188,554	(1,055)	(38,248)	(18,275)	(29,860)	(66,366)	(53,371)	(32,651)	(48,098)	(48,098)	18,104	6,280	70,798	(5,190)
Proposal funding	25,904	-	-	25,904	-	-	-	-	-	-	-	-	-	51,807
Closing cash	378,084	377,029	338,781	294,602	264,741	198,375	145,004	112,353	64,255	82,358	87,539	158,436	158,436	158,436

663230 NB Inc.  
 Insolvent Person

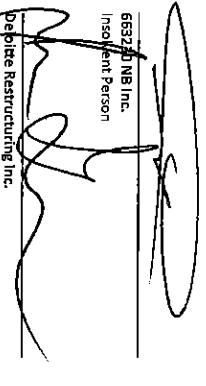


Pauline Restructuring Inc.  
 Trustee under the Notice of Intention to File a Proposal  
 for 663230 NB Inc.  
 and not in its personal capacity

663320 New Brunswick Inc.  
 Projected Cash Flows  
 For the Period August 2015 to July 2017

	Aug-17	Sep-17	Oct-17	Nov-17	Dec-17	Fiscal 2018 Jan-18	Feb-18	Mar-18	Apr-18	May-18	Jun-18	Jul-18	Fiscal 2018
Opening cash	\$ 156,436	\$ 294,090	\$ 299,777	\$ 224,351	\$ 212,183	\$ 178,992	\$ 105,478	\$ 48,189	\$ 19,294	\$ (32,225)	\$ (19,467)	\$ (19,592)	\$ 158,436
Operating inflows													
Hotel rooms	402,318	188,645	205,565	151,595	121,813	114,948	103,824	140,492	142,759	175,998	203,540	319,428	2,271,283
Restaurant and convention	153,667	136,667	164,467	114,667	136,667	93,667	105,167	107,367	119,667	162,667	122,667	136,667	1,565,000
Meeting rooms	6,667	6,667	6,667	6,667	6,667	6,667	6,667	6,667	6,667	6,667	6,667	6,667	80,000
Cash receipts from operations	572,651	331,978	376,699	272,898	285,146	215,281	215,657	254,525	269,091	345,331	334,273	462,761	3,916,283
Operating outflows													
Cost of goods sold	155,527	119,926	142,636	95,667	111,868	74,272	87,850	86,755	104,573	123,429	122,620	147,874	1,381,826
Operating expenses	200,958	151,757	139,356	134,791	131,661	137,464	130,498	133,057	151,899	154,536	157,189	157,178	1,784,500
Salaries	54,192	54,192	54,192	54,192	54,192	54,192	54,192	54,192	54,192	54,192	54,192	54,192	650,304
Professional fees	417	417	417	417	417	417	417	417	417	417	417	417	5,000
HST payable	-	-	65,823	-	-	28,431	-	-	9,530	-	-	-	128,302
Cash disbursements from operations	411,094	326,291	402,124	285,088	298,337	288,795	272,946	283,421	320,609	332,574	334,398	394,276	3,949,933
Cash flows from operations	161,558	5,687	(25,425)	(12,168)	(33,191)	(73,514)	(57,289)	(28,896)	(51,518)	12,757	(125)	68,485	(33,640)
Proposal funding	25,904	-	50,000	-	-	-	-	-	-	-	-	-	75,904
Closing cash	294,090	299,777	224,351	212,183	178,992	105,478	48,189	19,294	(32,225)	(19,467)	(19,592)	48,893	48,893

663320 NB Inc.  
 Insolvent Person



Deloitte Restructuring Inc.  
 Actipree under the Notice of Intention to File a Proposal  
 for 663320 NB Inc.  
 and not in its personal capacity